

L_Properties_of_Concrete_Using _Plastic_Waste__Rita_Irmawaty. pdf

by

FILE	L_PROPERTIES_OF_CONCRETE_USING_PLASTIC_WASTE__RITA_IRMA WATY.PDF (1.02M)	WORD COUNT	2564
TIME SUBMITTED	23-DEC-2020 05:28AM (UTC+0700)	CHARACTER COUNT	13482
SUBMISSION ID	1480680224		

PAPER • OPEN ACCESS

Mechanical Properties of Concrete Using Plastic Waste

² To cite this article: R Irmawaty *et al* 2020 ² *IOP Conf. Ser.: Mater. Sci. Eng.* **875** 012019

² View the [article online](#) for updates and enhancements.

The banner features a blue background with a globe and network lines. On the left, there are three circular logos: the top one is ECS (Electrochemical Society), the middle one is the IOP Publishing logo, and the bottom one is the Korean Electrochemical Society logo. The central text reads: "The best technical content in electrochemistry and solid state science and technology!" Below this, a blue bar contains the text "Available until November 9, 2020." On the right side, the PRIME 2020 logo is displayed, with "PRIME" in large letters, "PACIFIC RIM MEETING ON ELECTROCHEMICAL AND SOLID STATE SCIENCE" below it, and "2020" in a large font. At the bottom right, a dark blue box contains the text "REGISTER TO ACCESS CONTENT FOR FREE!" with a right-pointing arrow.

Mechanical Properties of Concrete Using Plastic Waste

R Irmawaty^{1*}, H Parung¹, R Djameluddin¹, A A Amiruddin¹, and
M P Faturrahman¹

¹Department of Civil Engineering, Faculty of Engineering, Universitas Hasanuddin
Jl. Poros Malino KM. 06 Bontomarannu, Gowa, 92171, Indonesia

*Email: rita_irmaway@yahoo.co.id

Abstract. This paper presents strength and behaviour of concrete by the addition of percentages recycled waste plastic (polyethylene terephthalate-PET). Almost 60 concrete samples with a cylindrical shape of 100 x 200 mm and a prism of 100 x 100 x 400 mm were prepared. Concrete strength (compressive, indirect tensile and flexural strength) were investigated throughout 7, 14, and 28 days using 10%, 15% and 20% of PET plastic aggregate as a substitute for coarse aggregate. It is found that when the percentages of PET plastic increase in concrete, the slump value and weight of concrete decrease significantly. The compressive strength, indirect tensile strength and modulus of rupture are also found to be decreased with increasing the percentages of PET plastic. The addition of PET plastic more than 10%, the strength dropped drastically more than 40%. The usage of waste plastic in concrete leads to a change in the modes of failure from brittle (rapid) failure to more ductile failure.

4

1. Introduction

Concrete is the most widely used construction material obtained by mixing Portland cement, water, aggregates and additives to improve its performance. The use of waste and recycled materials in concrete mixes is the current trend in concrete development. Besides helping to reduce environmental pollution, by utilizing and treating solid waste generated by industrial waste and municipal waste, it also reduces the use of natural resources.

Plastic is one of the most significant innovations of materials in the 20th century. It is not surprising that plastic is widely used. Plastics have many advantages compared to other materials, such as plastic which has a low density, is insulating against electricity, has varying mechanical strength, limited temperature resistance, and chemical resistance varies. In addition, plastic is also lightweight, easy to design and production costs. But behind all the advantages, plastic waste creates problems for the environment. The nature of plastics as non-biodegradable materials causes plastic to take 100-500 years to fully decompose. The use of plastics has increased from time to time, causing the amount of plastic waste also continues to increase. According to the Minister of Environment and Forestry Siti Nurbaya, Indonesia is expected to produce 9 million tons of plastic waste in 2019 [1] and the total plastic waste in 2017 will be 65.8 million tons [2].

To overcome this, environmental experts and scientists from various disciplines have conducted various studies and actions. One of them is by recycling plastic waste. But this method is less effective. Only about 4% can be recycled, the rest is piled up in a landfill. Thus, it is necessary to handle plastic waste more efficiently, by utilizing plastic waste into artificial aggregates in concrete mixtures. The volume of concrete contains 65-80% aggregate and plays an important role in concrete properties such



9
Content from this work may be used under the terms of the Creative Commons Attribution 3.0 licence. Any further distribution of this work must maintain attribution to the author(s) and the title of the work, journal citation and DOI.

as workability, strength, dimensional stability and durability, therefore the use of plastic waste in concrete as a substitute for aggregate can reduce the amount of waste significantly.

In civil engineering construction, the use of shredded plastic has increased dramatically as a partial replacement of aggregates. Because it provides environmental benefits and economic value where the use of waste is increasing in concrete [3-4]. Previous studies have shown that partial replacement of aggregate with waste plastic can improve concrete performance such as resistance to abrasion and impact loads, ductility, shock absorption, and thermal conductivity [5]. Some studies also present that the addition of plastic waste to concrete mixes causes a decrease in mechanical properties such as compressive strength, tensile strength and flexural strength [6-7]. Other studies have shown that the addition of steel fibers in normal concrete increases mechanical properties (compressive strength, flexural strength, tensile strength) significantly [15].

This study aims to determine the mechanical properties of concrete using PET plastic bottle waste as an artificial coarse aggregate. To increase the strength of plastic waste concrete, 0.5% steel fiber is added to the weight of cement. The crack patterns and the distribution of chopped plastic and steel fibers in concrete will be discussed.

2. Experimental programs

Laboratory studies were carried out to evaluate compressive strength, indirect tensile strength and flexural strength of concrete containing shredded PET plastic and steel fibers.

2.1. Materials

Portland Composite Cement (PCC) that meets SNI 15-7064-2004 Indonesian cement production and is available in the market is used as a binding material. Crushed stone (aggregate maximum size of 30 mm and a fineness modulus 7.54) and river sand (fineness modulus 2.27) meet standards SNI 03-1968-1990 for coarse and fine aggregate. Source of aggregate from the Jeneberang river, Bili-bili. Table 1 presented the physical properties of aggregates.

Table 1. Aggregate characteristics

Characteristics		Crushed stone	Sand river	PET Plastic
Specific gravity	Dry oven	2.56	2.46	-
	Surface dry (SSD)	2.62	2.58	1.26
	Water absorption, %	2.17	4.82	-

2.2. Specimens

Three standard cylindrical specimens of 100 x 200 mm are formed for each mix of compressive and indirect tensile test, while bending test used prism of 100 x 100 x 400 mm. There are 4 mix variations with 0%, 10%, 15% and 20% substitution of shredded PET plastic on the coarse aggregate volume and water cement ratio was 0.40, as presented in Table 2. Tests carried out were compressive test (7, 14 and 28 days), indirect tensile test, and bending test (28 days) using Universal Testing Machine (UTM). The specimen is cured in fresh water until the age of testing.

Table 2. Mix design of plastic concrete (PC) in kg/m³

No.	Material	NC	PC-10	PC-15	PC-20
1	Water	182.69	182.69	182.69	182.69
2	Cement	462.50	462.50	462.50	462.50
3	River sand	613.49	613.49	613.49	613.49
4	Crushed stone	1021.63	919.47	868.39	817.33
5	Dramix 3D 80/60	2.31	2.31	2.31	2.31
6	PET Plastic	-	46.38	69.57	92.75
7	Superplasticizer	-	-	-	2.31

The PET plastic used in this study passed ¾” and retained on sieve No. 4. Physical appearance of PET plastic and type of testing are presented in Figures 1.




Figure 1. Plastic PET and type of testing

10

3. Results and Discussion

3.1. Fresh concrete properties

Slump test was performed to determine the consistency of concrete mixtures, which can illustrate the workability of concrete to be stirred, transported, poured, and compacted without causing segregation of the constituent material. The consistency of concrete mix should be matched to the requirements for the finished product quality. Slump values decrease with increasing percentage of PET plastic in concrete. Concrete slump values for the addition of 0%, 10%, 15% and 20% PET plastics are 12, 9, 3 and 8 cm, respectively. The addition of 10% PET plastic still meets the target slump value of 8 ± 2 cm. However, when PET plastic is added more than 10%, the slump decreases drastically, causing the concrete is stiff and difficult to stir. The addition of superplasticizer (a water reducing-retarding admixtures type) to the substitution of 20% PET plastic could improve concrete workability, making it easier to compact.

Table 3 describes the reduction in weight of concrete volume to the increase in PET plastic substitution in concrete. The greater the volume of PET plastic added, the greater the weight reduction in concrete volume. However, the substitution of PET plastic up to 20%, it cannot be categorized as lightweight concrete with a weight between 1140 - 1840 kg/m³ according to SNI 03-2847-2013.

Table 3. Weight of concrete

Name	Volume of PET Plastic (%)	Average weight of concrete (kg/m ³)	Reduction (%)
NC	0	2349.41	-
PC-10	10	2257.95	3.89
PC-15	15	2122.42	9.66
PC-20	20	2051.75	12.67

3.2. Hardened Concrete Properties

Compressive strength testing was carried out according to ASTM C39/C39M-01 at the age of 7, 14, and 28 days using cylinders of 100 mm x 200 mm. Compressive strength is the most important parameter in structural design. Like concrete in general, compressive strength increases with age for all variations of the addition of PET plastic as presented in Figure 2. This means that the hydration process in the cement paste runs well.

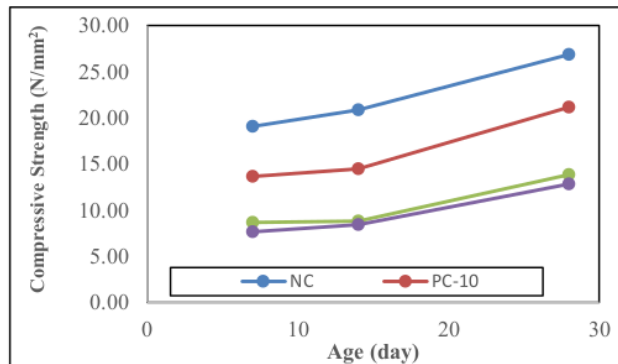


Figure 2. Compressive strength with variations in the addition of PET plastic

It is obvious from Table 4 that the compressive strength of concrete decreases with increasing the percentages of PET plastic. The addition PET plastic more than 10%, the compressive strength dropped drastically to 48%. The loose in strength attributed the plastic aggregate doesn't bond to the cement paste in the material in the same way that a crushed stone particle would. Therefore, substitution of PET plastic is limited to only 10% of the coarse aggregate volume.

Table 4. Compressive strength reduction

Name	Volume of PET Plastic (%)	Compressive strength (MPa)	Reduction (%)
NC	0	26.84	-
PC-10	10	21.14	21.23
PC-15	15	13.86	48.38
PC-20	20	12.84	52.15

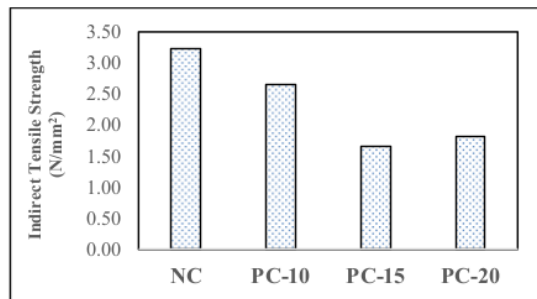


Figure 3. Indirect tensile strength with variations in the addition of PET plastic

Figure 3 indicates the test results of indirect tensile strength of hardened concrete, which was conducted according to ASTM C496-96 at 28-day. The test results showed a decrease in split tensile strength by increasing the volume of PET plastic in concrete. Addition of 10% PET plastic reduced split tensile strength by 17.8%. Then, the addition of 15% and 20% PET plastic, tensile strength dropped dramatically to 48.6% and 43.7% respectively. Therefore, it is not recommended to add more than 10% PET plastic. A large decrease in tensile strength of PN-15 compared to PN-20 due to the low consistency of PN-15 without the addition of superplasticizer, making it difficult to compact and produce less dense concrete. Visually observed the distribution of coarse aggregate, steel fibers and PET plastics on the surface of the specimens that have been split. Overall the specimen shows coarse aggregates, steel fibers and PET plastics evenly distributed, as shown in Figure 4.




Figure 4. Distribution of aggregate, steel fiber and PET plastic

Flexural strength testing was carried out according to ASTM C78-02T at 28 days old. It is clear from Figure 5 that when the percentage of added PET plastic increases, the bending strength on the contrary decreases. The greatest decrease in strength occurs in PN-15 due to low consistency without superplasticizer, making it difficult to compact and produce less dense concrete.

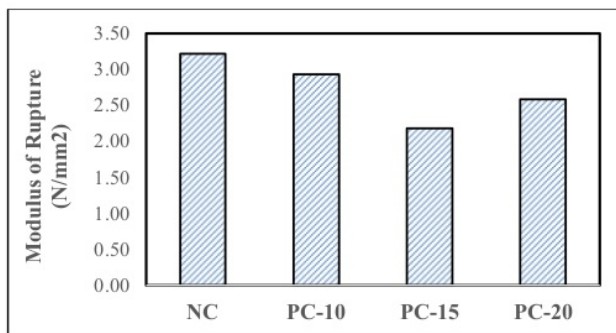


Figure 5. Bending strength with variations in the addition of PET plastic




Figure 6. Failure modes

The usage of PET plastic in concrete leads to a change in the modes of failure from brittle (rapid) failure to more ductile failure as shown in Figure 6. This indicates the bridge effect works well due to the use of steel fiber and chopped PET plastic with a size of about 20 mm.

4. Conclusion

From the results at 13 discussion, it can be concluded as follow:

- a. In general, the compressive strength, indirect tensile strength and modulus of rupture are found to be decreased with increasing the percentages of PET plastic bottle. The addition PET plastic more than 10%, the compressive strength dropped drastically to 48%. Therefore, substitution of PET plastic is limited to 10% of the coarse aggregate volume.
- b. The usage of waste plastic in concrete leads to a change in the modes of failure from brittle (rapid) failure to more ductile failure.

Acknowledgments

The author would like to thank the Faculty of Engineering, Hasanuddin University, for providing financial support to this research (LBE).

References

- [1] E. Permana., 2019, Indonesia Produces 67 Million Tons of Trash in 2019, Available from: <https://www.aa.com.tr/id/headline-hari/indonesia-hasilkan-67-juta-ton-sampah-pada-2019/1373712>. Update : Jan 24, 2019. Accessed April 12, 2019. [in Bahasa]
- [2] CNN Indonesia, 2019, Rules for Waste Reduction in the Business Sector, Available from: (<https://www.cnnindonesia.com/ekonomi/20190311151320-92-376221/aturan-soal-pengurangan-sampah-di-sektor-bisnis-terbit-2019>). Accessed April 12, 2019. [in Bahasa]
- [3] D.Y. Osei., 2014, Experimental Investigation on Recycled Plastics as Aggregate in Concrete, *International Journal in Structure and Civil Engineering Research* 3(2), p. 168-74.
- [4] F.Liu., Y. Yan., and C. Lan., 2015, *Performance of Recycled Plastic-Based Concrete Journal Materials and Civil*.
- [5] A. Sofi., and B.R. Phanikumar., 2015, Effect of Pond Ash and Steel Fibre on Engineering Properties of Concrete, *AinShams Engineering Journal*, 7(1), pp 89-99.
- [6] K.S. Rebeiz., J.W. Rosett., and A.P. Craft., 1996, Strength Properties of Polyester Mortar using PET and Fly Ash Wastes, *Journal Energy Engineering*, 122(1) 11052.
- [7] P.S. Patil., J. R. Mali., G. V. Tapkire., and H. R. Kumavat., 2014, Innovative Techniques of Waste Plastic Used in Concrete Mixture, *International Journal Research Engineering Technology*, 3(9), pp 29-32.
- [8] Y. Zhen., 2018, Mechanical Properties of Steel Fiber-Reinforced Concrete by Vibratory Mixing Technology, *Advances in Civil Engineering*, Volume 2018.
- [9] J. Thomas., and A. Ramaswamy., 2007, Mechanical Properties of Steel Fiber-Reinforced Concrete, *Journal of Materials in Civil Engineering*, 19(5).

ORIGINALITY REPORT

% **8**

SIMILARITY INDEX

%

INTERNET SOURCES

% **8**

PUBLICATIONS

%

STUDENT PAPERS

PRIMARY SOURCES

- 1** Hary Sudjono, Pratikto Pratikto, Sugiono Sugiono, Surachman Surachman. "The product strength analysis of woven bag made from recycled mineral water plastic cups based on the polypropylene content", *Przeegląd Naukowy Inżynieria i Kształtowanie Środowiska*, 2020
Publication % **1**

- 2** Rafael Zarzuela, María Carbú, M L Almoraima Gil, Jesús M Cantoral, María J Mosquera. "Ormosils loaded with SiO nanoparticles functionalized with Ag as multifunctional superhydrophobic/biocidal/consolidant treatments for buildings conservation ", *Nanotechnology*, 2019
Publication % **1**

- 3** Green Energy and Technology, 2013.
Publication % **1**

- 4** "Emerging Trends in Civil Engineering", Springer Science and Business Media LLC, 2020
Publication % **1**

5

Ankur C. Bhogayata, Narendra K. Arora. "Fresh and strength properties of concrete reinforced with metalized plastic waste fibers",
Construction and Building Materials, 2017

Publication

6

Anto George, A. Sofi. "Torsional Strengthening Of Normal Weight Concrete And Light Weight Concrete Using Steel Fibres", Materials Today: Proceedings, 2017

Publication

7

M. Mokhtar, M. Kaamin, S. Sahat, N.B. Hamid. "The Utilisation of Shredded PET as Aggregate Replacement for Interlocking Concrete Block", E3S Web of Conferences, 2018

Publication

8

Sunil Kumar, C.V.S.Kameswara Rao. "Strength loss in concrete due to varying sulfate exposures", Cement and Concrete Research, 1995

Publication

9

Wei-Ting Lin, An Cheng. "Chapter 2 Abrasion Resistance of Cement-Based Composites", IntechOpen, 2012

Publication

10

Siddharth George, A. Sofi. "Enhancement of Fly Ash Concrete By Hydrated Lime and Steel Fibres", Materials Today: Proceedings, 2017

11

Dutra, V, S Maghous, and A Filho.
"Micromechanical approach to viscoelastic
properties of fiber reinforced concrete",
Computational Modelling of Concrete
Structures, 2010.

Publication

12

Nazari, A.. "Splitting tensile strength of concrete
using ground granulated blast furnace slag and
SiO² nanoparticles as binder", Energy &
Buildings, 201104

Publication

13

S. F. U. Ahmed. "Properties of Concrete
Containing Construction and Demolition Wastes
and Fly Ash", Journal of Materials in Civil
Engineering, 2013

Publication

14

Kouakou, C.H.. "Strength and elasto-plastic
properties of non-industrial building materials
manufactured with clay as a natural binder",
Applied Clay Science, 200904

Publication

15

Abass Oda Dawood, Hamsa Mahir Adnan.
"Experimental Investigation of Using PET
Wastes as Tension Bars in Reinforced Concrete
Beams", Journal of University of Babylon for
Engineering Sciences, 2019

<% 1

<% 1

<% 1

<% 1

<% 1

EXCLUDE QUOTES ON

EXCLUDE
BIBLIOGRAPHY ON

EXCLUDE MATCHES < 5
WORDS